

Stone Ridge

Multi-size rectangular shapes. Slightly textured riven surface. Slightly chamfered edge. Can be combined with Stone Ridge XL Pavers.

nicolock[®]
PAVING STONES • RETAINING WALLS • OUTDOOR LIVING
paver-shield[™]

paver-shield[™] pavers

paver-shield[™] has a tight, smooth surface texture and will not expose heavy aggregate as it wears. Ultra-dense surface has more color and more protection. Nicolock has color from top to bottom throughout the paver ensuring a lifetime of beauty. Iron oxide pigments are **guaranteed not to fade!**




Oceanic Blue



Stone Ridge

	WIDTH	LENGTH	THICKNESS	PCS/SF	SF/PALLET	PCS/PALLET	LBS/PALLET
A	4½"	9"	2¾"	3.8		130	
B	9"	9"	2¾"	1.9	110	60	2,950
C	9"	13½"	2¾"	1.3		50	

Sizes not sold separately

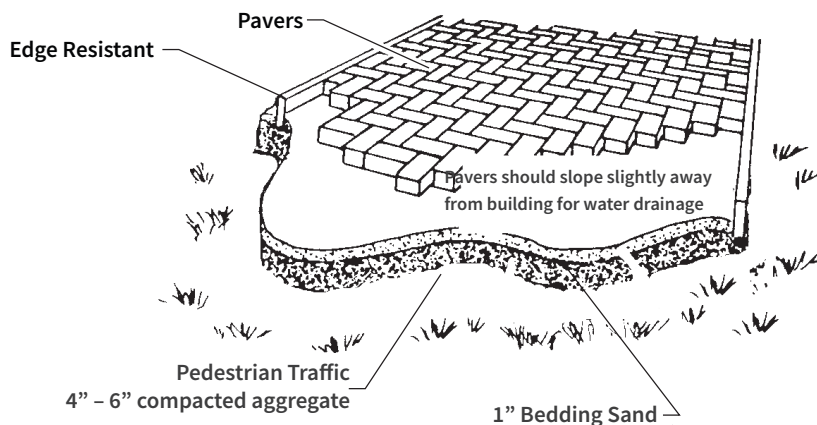


*Premium Color
**Deluxe Color

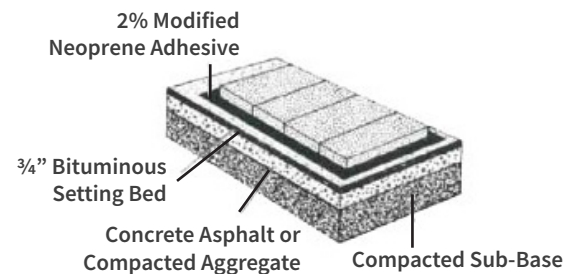
INSTALLATION GUIDELINES: SAND

After excavation, compact the sub grade and install a woven separation fabric if needed. Spread and compact a base of clean, dense graded aggregate (road base). Typical compacted base thickness is 4-6" for pedestrian applications. Pavers are set on a loosely screened 1" bed of graded, clean concrete sand. Maintain a joint size of 1/16" - 3/16". When pavers are set, compact paving stones into sand with mechanical plate vibrator. Joint sand may be spread over paving stones during compaction. Installed pavers should be set 1/8" to 1/4" above final elevations to compensate for any potential settlement. Spread clean dry sand over surface and broom sweep to fill joints. Run vibrator one final time after filling joints.

CROSS-SECTION OF TYPICAL INSTALLATION



NICOLock PAVING STONE 1"-31/8" THICK



NOTE: All measurements are nominal. Variance in square footage or linear footage coverage can be up to 5% depending on joint width. The possible occurrence of efflorescence does not affect the structural integrity of the product. Efflorescence is a normal occurrence in concrete products and will dissipate with normal weathering. The use of concrete as a base or setting bed may increase the possibility of efflorescence.

CAUTION: Always use a plate compactor with a pad when installing any textured paving stone.



Corporate HQ: 612 Muncy Avenue | Lindenhurst | NY | 11757 | 631.669.0700 | nicolock.com

